

AUTOMATIC RESET SWITCHES

ECS4106/R

ECS Automatic Reset Switches are reset to the off condition whenever the mains supply to the unit is interrupted for at least one second. Lighting is only turned on by local switching.

Each Reset Switch would normally operate an individual light fitting or small group of fittings. This overcomes the usual tendency to switch ON all the lights in a room or area as a matter of course. Reset Switches may also be used as local manual ON/OFF Switches.

Automatic Reset Switches can be used as independent items and controlled via existing wall switches or may be pulsed off automatically by using an ECS central control unit or a building management system.

The ECS 4106 Reset Switch has been designed to turn OFF whenever the mains supply to the unit is interrupted for at least one second.

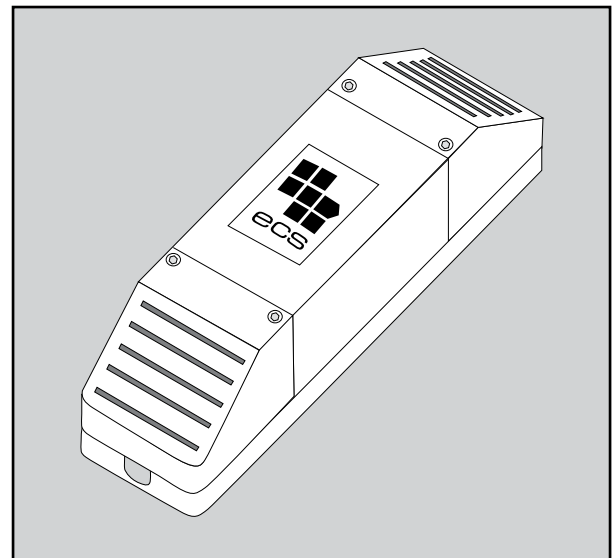
Each ECS 4106 Reset Switch normally operates in an individual light or a small group of fittings.

Current rating

The ECS 4000 Series Reset Switches are rated at 8 amps and 120 μ F of fluorescent lighting, with or without power factor correction capacitors.

Mechanical features

- Housing Standard BESA
- Mounting Size 53mm x 45mm x 220mm long
- Cable Entry Knockout provided

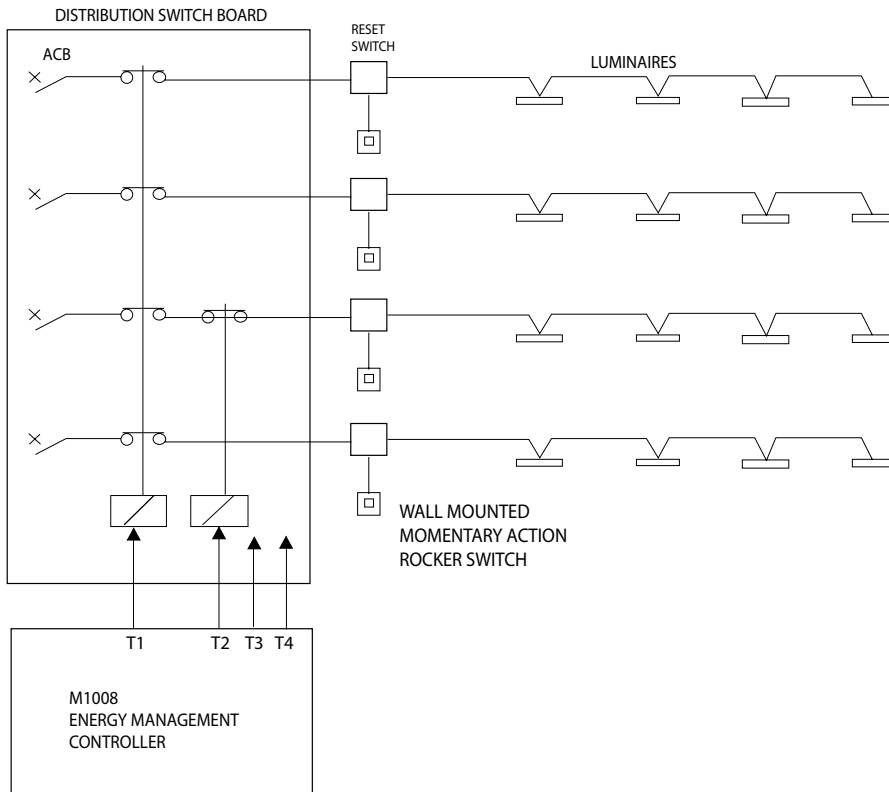


Benefits

Automatic Reset Switches can reduce electricity consumption by:

- Eliminating blanket lighting from a central switch. eg. The first to arrive in the morning will not be switching on 100% of the lighting.
- Allowing zone lighting when the premises is not fully utilized. eg. For night, shifts or periods when less than full staff are working.
- Giving individuals or groups the ability to switch off lighting. eg. When leaving the office, going on holidays, lunch breaks etc.
- Reducing needless lighting when reduced levels are adequate. eg. For cleaning or security staff.

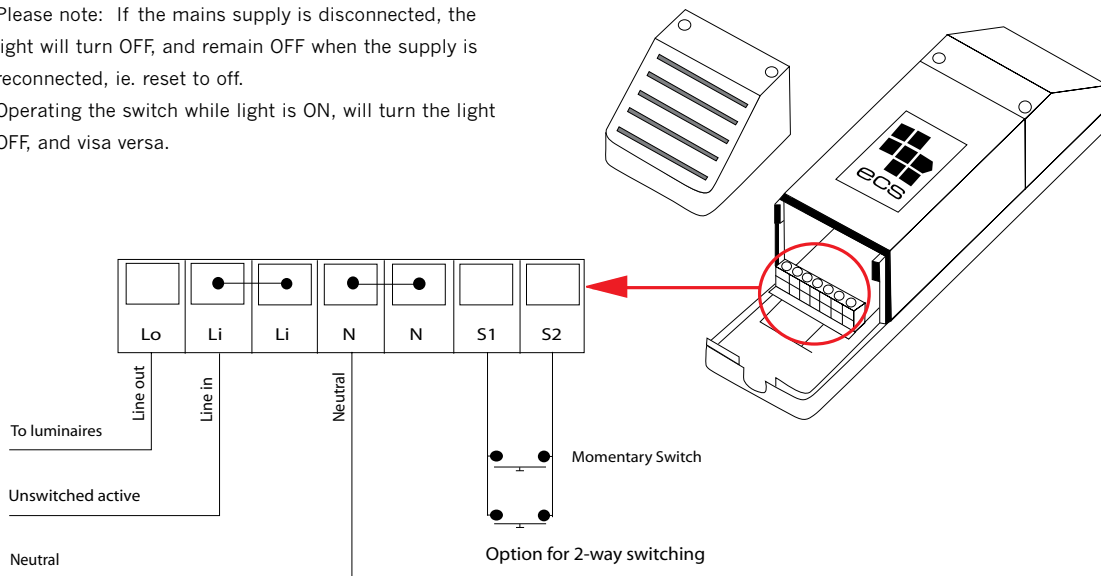
Wiring Schematic



Electrical Connections

Please note: If the mains supply is disconnected, the light will turn OFF, and remain OFF when the supply is reconnected, ie. reset to off.

Operating the switch while light is ON, will turn the light OFF, and visa versa.



Ordering Information

Catalogue Number	Description
ECS 8110.00	Area Control Unit
ECS 8310.00	Relay Control Unit
ECS 4106/R	Remote Reset Switch
OKO1W04R	16 amp N/C Contactor