

TIME DELAY **RESET SWITCHES**

ECS4106/T /TD

The ECS Time Delay Reset Switch has been designed to reduce energy consumption by automatically switching lights OFF a preset period after they were switched ON. Each ECS Reset Switch normally operates an individual light or a group of fittings.

Lights fitted with an ECS Reset Switch can be turned ON or OFF by the local or remote switch, this overcomes the usual tendency to switch ON all the lights in an area as a matter of course.

Mechanical Features

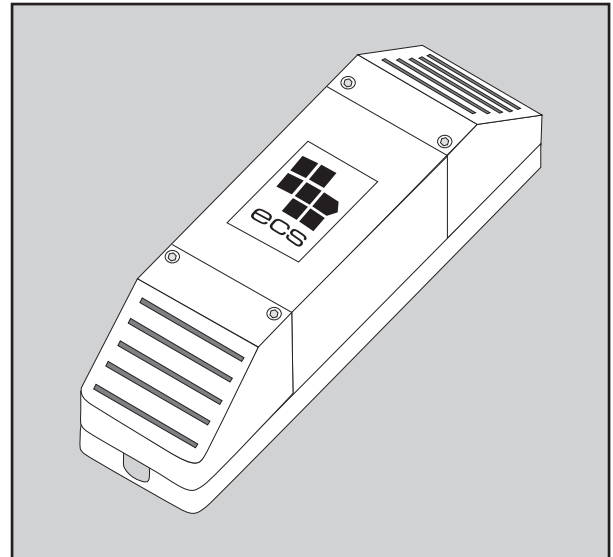
- Housing Standard BESA
- Mounting Size 68mm x 68mm x 80.6mm
- Cable Entry Knockout provided

Current Rating

The ECS 4000 Series Reset Switches are rated at 8 amps and 120 μ F of fluorescent lighting, with or without power factor correction capacitors.

Technical Information

- Overall Dimensions: 220mm x 56mm x 54mm
- Temperature Range: 0-55 deg C
- Case: Black Noryl PVC
- Voltage: 240V 50Hz
- Current Rating: 8 amps continuous
120 μ F capacitance




Benefits

Time Delay Reset Switches can reduce electricity consumption by:

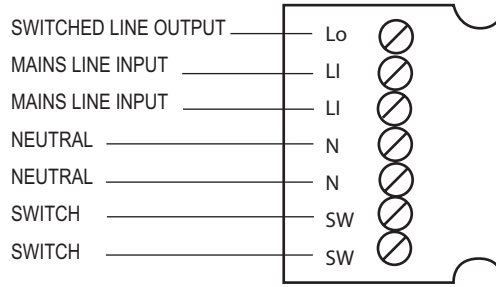
- Eliminating blanket lighting from a central switch. eg. the first to arrive in the morning will not be switching on 100% of the lighting.
- Allowing zone lighting when the premises is not fully utilised. eg. for night, shifts or periods when less than full staff are working.
- Reducing needless lighting when reduced levels are adequate. eg. for cleaning or security staff.

Interconnection

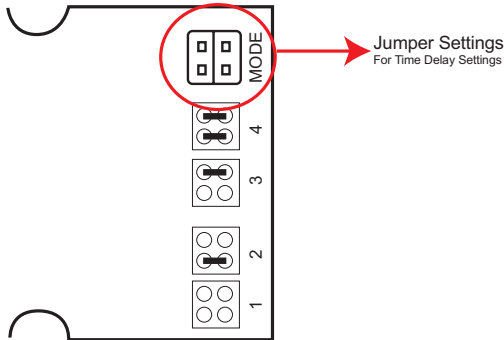
Connections are made via screw terminals suitable for solid or stranded cable up to 4 sq mm.



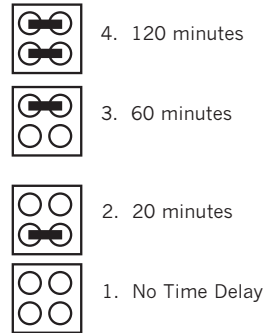
Mains Connections



Jumper Settings



Options

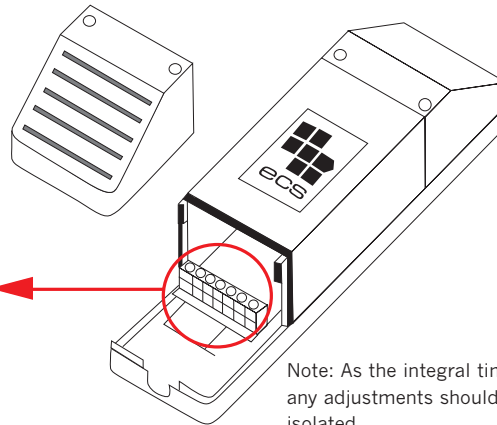


Electrical Connections

When the switch is operated, the light is turned ON, and will remain on until the integral timer cycle is completed.

The integral timer is factory set to approximately 20 min, it can be set between the following values:

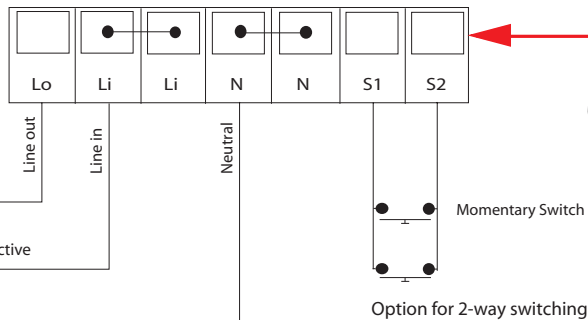
- Minimum 20 min (approx)
- Maximum 120 min (approx)



Note: As the integral timer is part of live circuitry, any adjustments should be made with mains isolated.

If the mains supply is disconnected, the light will turn OFF, and remain OFF when the supply is reconnected, ie. reset to off.

Operating the switch while the light is ON, will turn the light OFF, and vice versa.



Ordering Information

Catalogue Number	Description
ECS 4106/TD	Time Delay Reset Switch
ECS 4106/T	Pull cord time delay reset switch